



GDL-Module Down Light Module

Type: _____
 Project: _____
 Catalog#: _____

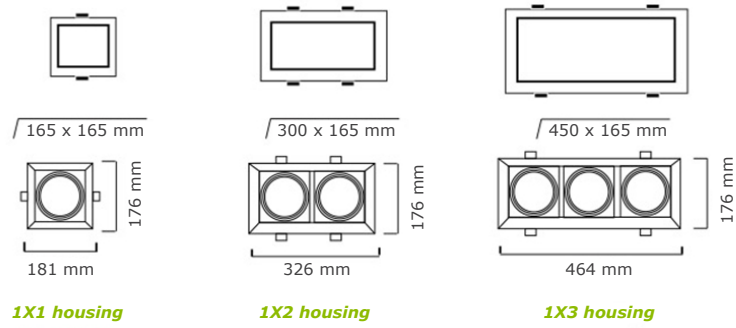


Main Features


- Simple assembly
- Accommodate scoop and adjustable down light fixtures
- 40% reduction in power consumption compared to traditional fixtures

Technical Information


GDL-Module



Installation Instruction



1 Put desired fixture into ceiling



2 Select the module you wish to install




3 Put the fixture into the allotted module slot, then push the adjacent spring up. Finally, apply the clip in the opposite direction to fasten the module

Disassembly:


- | | |
|--------------------------------------|--|
| 1) Press module and fixture together | 3) Push module in opposite direction for release |
| 2) Push spring up | 4) Take off module |

Order Form

Series	Fixture Colour	Housing
<input checked="" type="checkbox"/> GDL-M	<input type="checkbox"/> Black	<input type="checkbox"/> 1x1
	<input type="checkbox"/> White	<input type="checkbox"/> 1x2
		<input type="checkbox"/> 1x3



Adjustable



Replaceable