



Type: \_\_\_\_\_  
 Project: \_\_\_\_\_  
 Catalog#: \_\_\_\_\_

## GDL-ADN-M Adjustable Down Light Module

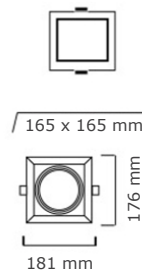
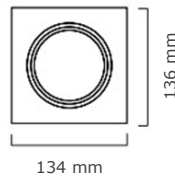
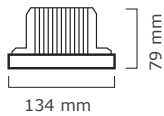


### Main Features

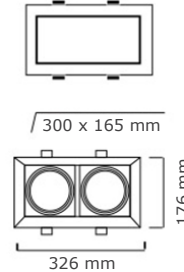
- Simple assembly
- Accommodate scoop and adjustable down light fixtures
- 40% reduction in power consumption compared to traditional fixtures

### Technical Information

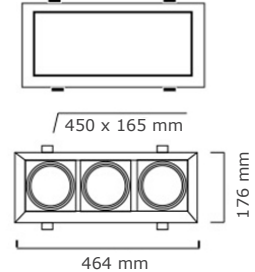
#### GDL-ADN-M



1X1 housing



1X2 housing



1X3 housing

### Specification Features

Model	GDL-26ADN-M	GDL-35ADN-M
Lumen Output	2350 lm	3000 lm
Power Consumption (W)	26W	35W
Colour Temperature (CCT)	3000K, 3500K, 4000K	3000K, 3500K, 4000K
CRI	80	80
Input Voltage	120V AC	120V AC
PFC	0.90	0.90
Dimensions (mm)	79 x 134 X 136 mm	79 x 134 X 136 mm
Weight	590 g	820 g
IP Rating	20	20
Beam Angle	15°, 25°, 38°	15°, 25°, 38°
Certification	cETLus, RoHS, CE	cETLus, RoHS, CE
Warranty	5 Years	5 Years

### Order Form

Series	Model	Wattage	Voltage	Beam Angle	Colour	Fixture Option
<input checked="" type="checkbox"/> GDL	<input type="checkbox"/> ADN-M	<input type="checkbox"/> 26W <input type="checkbox"/> 35W	<input type="checkbox"/> 120V AC	<input type="checkbox"/> 15° <input type="checkbox"/> 25° <input type="checkbox"/> 38°	<input type="checkbox"/> 3000K <input type="checkbox"/> 3500K <input type="checkbox"/> 4000K	<input type="checkbox"/> Black <input type="checkbox"/> White