


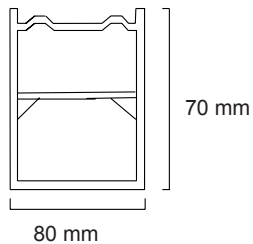


Main Features

- Suited for indoor applications
- Recess, surface or pendant mount
- Different colour temperatures can be selected
- Can join multiple units for longer runs

Model	GD-509-D
Lumen Output	3600, 4200 lm
Power Consumption	40W, 50W
Colour Temperature	3500K, 4000K
CRI	80
Input Voltage	100-277V AC
PFC	0.95
Dimensions	1220 x 80 x 70 mm
IP	20
Angle	110°
Certification	cETLus, RoHS, CE
Warranty	5 Years

Technical Information

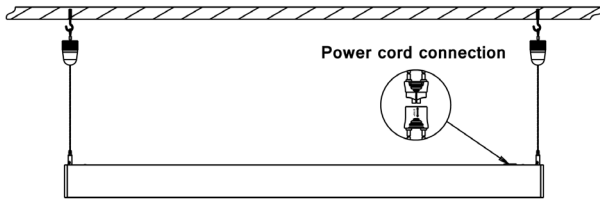


Order Form

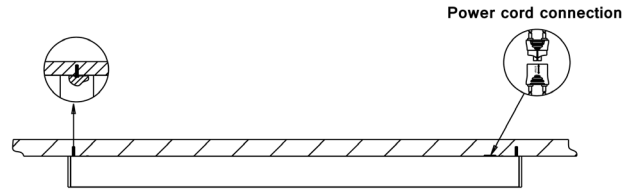
Series	Wattage	Model	Voltage	Beam Angle	Colour	Housing	Option
<input type="checkbox"/> GD	<input type="checkbox"/> 40W	<input type="checkbox"/> 509D	<input type="checkbox"/> 100-277V AC	<input type="checkbox"/> 110°	<input type="checkbox"/> 3500K	<input type="checkbox"/> Silver	<input type="checkbox"/> 1-10V Dimming
	<input type="checkbox"/> 50W				<input type="checkbox"/> 4000K	<input type="checkbox"/> White	<input type="checkbox"/> Pendant
						<input type="checkbox"/> Black	<input type="checkbox"/> Recess

Mounting Options

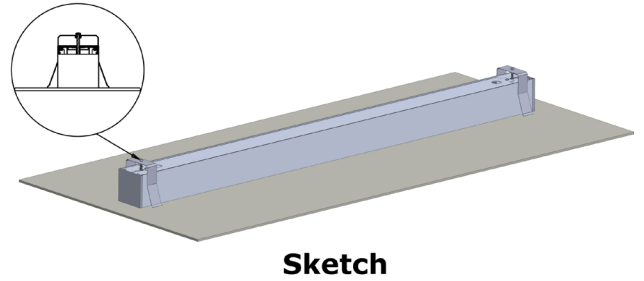
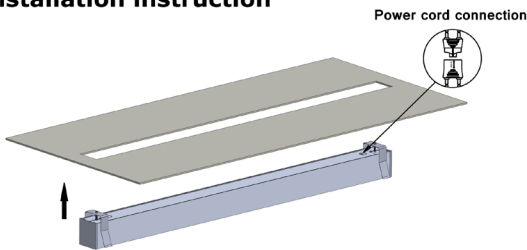
Pendant Installation Instruction



Surface Mounted Installation Instruction

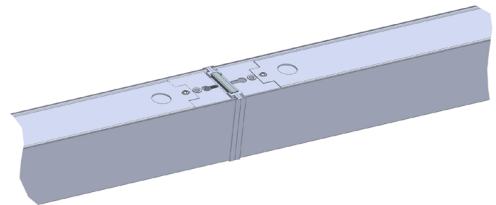
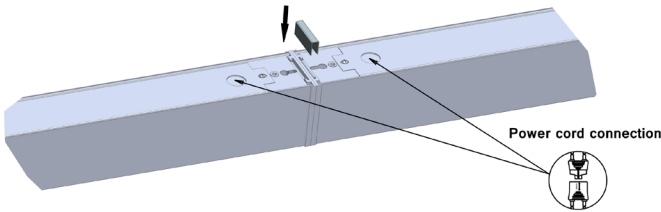


Recessed Installation Instruction



Sketch

Two Fixtures Installation Instruction



Sketch