



## GDL-35RBT-M Adjustable Down Light Module

Type: \_\_\_\_\_  
 Project: \_\_\_\_\_  
 Catalog#: \_\_\_\_\_

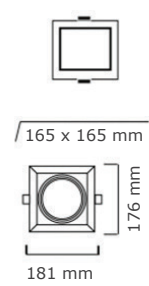
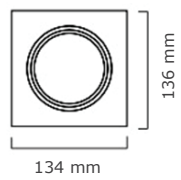
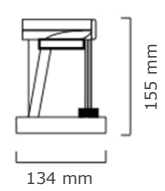


### Main Features

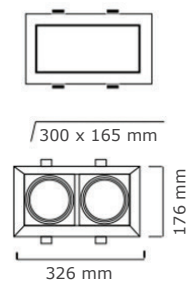
- Simple assembly
- Accommodate scoop and adjustable down light fixtures
- 40% reduction in power consumption compared to traditional fixtures

### Technical Information

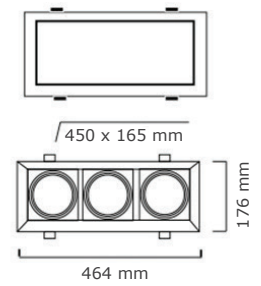
#### GDL-35RBT-M



1X1 housing



1X2 housing



1X3 housing

### Specification Features

#### Model

#### GDL-35RBT-M

Lumen Output	3000 lm
Efficacy	100 lm/W
Power Consumption (W)	35W
Colour Temperature (CCT)	3000K, 3500K, 4000K
CRI	80
Input Voltage	120V AC
PFC	0.90
Dimensions (mm)	160 x 155 mm
Weight	1020 g
IP Rating	20
Beam Angle	15°, 25°, 38°
Certification	cETLus, RoHS, CE
Warranty	5 Years

### Order Form

Series	Model	Wattage	Voltage	Beam Angle	Colour	Fixture Option
<input checked="" type="checkbox"/> GDL	<input type="checkbox"/> RBT-M	<input type="checkbox"/> 35W	<input type="checkbox"/> 120V AC	<input type="checkbox"/> 15°	<input type="checkbox"/> 3000K	<input type="checkbox"/> Black
				<input type="checkbox"/> 25°	<input type="checkbox"/> 3500K	<input type="checkbox"/> White
				<input type="checkbox"/> 38°	<input type="checkbox"/> 4000K	