



GD-509D
Linear Luminaire

Type: _____
 Project: _____
 Catalog#: _____

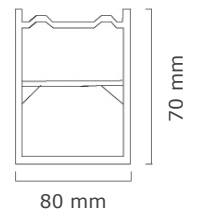


Main Features


- Suited for indoor applications
- Recess, surface or pendant mount
- Different colour temperatures can be selected
- Can join multiple units for longer runs

Technical Information

GD-509D



Pendant



Specification Features

Model	GD-509-D
Lumen Output	3600, 4200 lm
Power Consumption	40W, 50W
Colour Temperature (CCT)	3500K, 4000K
CRI	80
Input Voltage	100 ~ 277V AC
PFC	0.95
Dimensions	1220 x 80 x 70 mm
IP	20
Beam Angle	110°
Certification	cETLus, RoHS, CE
Warranty	5 Years

Order Form

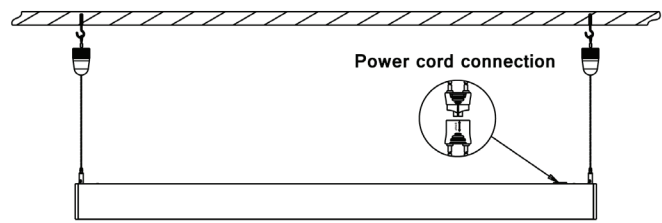
Series	Model	Beam Angle	Wattage	Voltage	Colour	Housing	Options
<input checked="" type="checkbox"/> GD	<input type="checkbox"/> 509D	<input type="checkbox"/> 110°	<input type="checkbox"/> 40W <input type="checkbox"/> 50W	<input type="checkbox"/> 100-277V AC	<input type="checkbox"/> 3500K <input type="checkbox"/> 4000K	<input type="checkbox"/> Silver <input type="checkbox"/> White <input type="checkbox"/> Black	<input type="checkbox"/> 1-10V Dimming <input type="checkbox"/> Pendant <input type="checkbox"/> Recess



Mounting Options

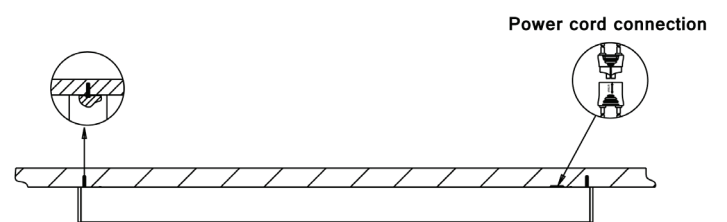
Pendant

Installation Instruction



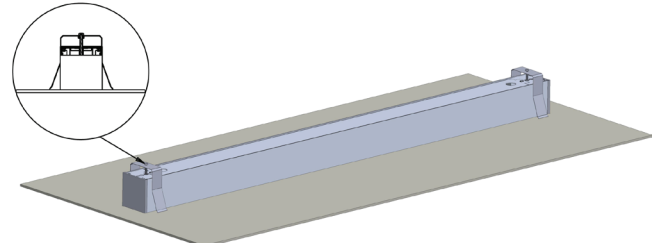
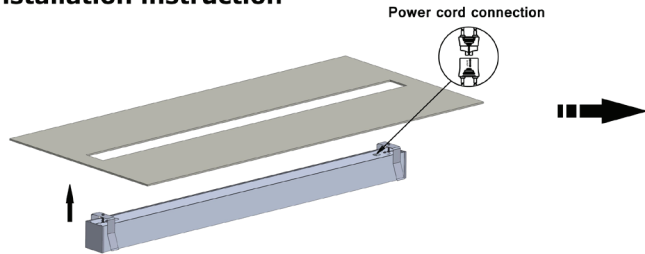
Surface Mounted

Installation Instruction



Recessed

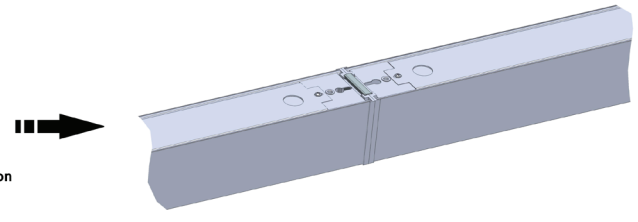
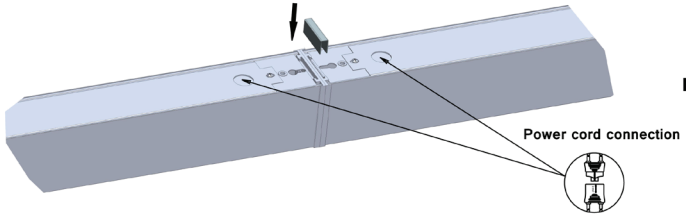
Installation Instruction



Sketch

Two Fixtures

Installation Instruction



Sketch